

NOTICE OF SPECIAL MEETING

PURSUANT TO KRS 61.800-61.850

of

SPENCER COUNTY FISCAL COURT

Friday, September 23rd, 2016

2:30pm

Fiscal Court meeting room
28 East Main Street, Taylorsville KY

Meeting Agenda

- A. Call to Order by Chair
- B. Roll Call
- C. New Business:
 - 1. presentation of new mold test results
 - 2. discussion and consideration of possible solutions
- D. Adjournment

SPENCER COUNTY FISCAL COURT
SPECIAL MEETING
FRIDAY, SEPTEMBER 23, 2016
2:30PM
FISCAL COURT MEETING ROOM
28 E. MAIN STREET
TAYLORSVILLE, KY 40071

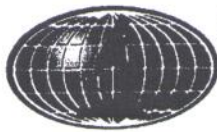
A. CALL TO ORDER

a. Spencer County Judge/Executive John Riley called the meeting to order at 2:30pm.

B. ROLL CALL BY SPENCER COUNTY DEPUTY CLERK, LAURA FULKERSON-ALL PRESENT

C. NEW BUSINESS

a. Presentation of new mold test results



**Environmental
Safety
Technologies, Inc**



September 21, 2016

John Riley
Spencer County Fiscal Court
12 West Main Street
Taylorsville, KY 40071

Dear Mr. Riley:

This letter is in regard to the follow-up fungal air sampling performed on September 8, 2016, by Mr. George W. Young, Certified Indoor Environmental Consultant and Vice President of Operations for Environmental Safety Technologies, Inc. (EST), at the Spencer County Sheriff's Office located at 18 East Main Street in Taylorsville, Kentucky. A previous site assessment identified the presence of surface fungal amplification, as well as airborne fungal contamination throughout the building. It was recommended, based on the laboratory results and the visual inspection findings, that remediation be completed in the building. The remediation has not taken place at the time of this testing, however portable HEPA Filtration devices have been placed in the facility to temporarily improve the air quality. This testing was requested and conducted to determine the efficacy of these filtration units.

The laboratory results of this analysis were completed on September 15, 2016, finding reduced concentrations of airborne fungal spores in the building with the exception of the Patrol Office. This sample location still reported an elevation of *Aspergillus/Penicillium*-like spores (533 spores/m³). These levels were significantly less than the outdoor sample but still at levels that could irritate sensitive individuals. Thus, it appears that air scrubbing efforts have been somewhat effective in reducing the airborne fungal contamination previously observed in the facility. **It is important to note that localized HEPA filtration is not a solution to the indoor air quality issues in this facility. Source removal and proper remediation of the space are necessary to return this building to a normal indoor environment.**

Environmental Safety Technologies appreciates the opportunity to provide Indoor Air Quality and Industrial Hygiene services and we strive to aid our clients in any way possible regarding air quality concerns. If there are any questions regarding this letter or the laboratory interpretations, please feel free to contact our office. The sample results reflect the conditions at the time the testing was performed.

Environmental Safety Technologies, Inc.


Richard D. Miller, Ph.D.
Microbiologist
V.P., Director of Laboratory Services

Richard N. Madison, CIH
Senior Industrial Hygienist



**Environmental
Safety
Technologies**

1815 Brownsboro Road · Suite 200 · Louisville, KY 40206



Phone: 502-893-6080
Toll Free: 866-893-6080
Fax: 502-893-6088
E-mail: est@estechlab.com
EMPAT No. 102815

MICROBIOLOGY LABORATORY REPORT
Fungal Direct Exam: Air – Spore Trap

Report Date: 9/15/2016

Company Name:	Spencer County Fiscal Court	Turnaround Time:	Standard
Company Address:	12 West Main Street	Sampled By:	George W. Young
City, State ZIP:	Taylorsville, KY 40071	Samples Collected:	9/8/2016
Project / District:	Spencer County Fiscal Court	Samples Received:	9/8/2016
P.O. #		Batch Number:	29116
Job Site:	Spencer County Sheriff's Office	Report Attn. To:	
Address:	18 East Main St	Report Status:	Original
City, State, ZIP:	Taylorsville, KY 40071		

Lab Number Analysis Completed	Sample Number - Sample Site	Test Code Sample Type	Volume Air Sampled (m3)	Debris Rating	Analytical Sensitivity	Total spores/m3
-------------------------------------	-----------------------------	--------------------------	-------------------------------	------------------	---------------------------	--------------------

173328 9/15/2016	SCS1 - 1st Floor - Sheriff's Office Back of Building	F009 Air-O-Cell	0.075	Low	13 spores/m3	147 spores/m3
---------------------	--	--------------------	-------	-----	--------------	------------------

Raw Count	Spore Count/m3	Identification
5	67 spores/m3	Aspergillus/Penicillium-like
2	27 spores/m3	Alternaria
1	13 spores/m3	Ascospores
1	13 spores/m3	Cladosporium
1	13 spores/m3	Nigrospora
1	13 spores/m3	Smuts/Myxomycetes/Periconia

173329 9/15/2016	SCS2 - 1st Floor - Tax Office Front of Building	F009 Air-O-Cell	0.075	Low	13 spores/m3	80 spores/m3
---------------------	---	--------------------	-------	-----	--------------	-----------------

Raw Count	Spore Count/m3	Identification
2	27 spores/m3	Ascospores
1	13 spores/m3	Aspergillus/Penicillium-like
1	13 spores/m3	Cladosporium
1	13 spores/m3	Curvularia
1	13 spores/m3	Smuts/Myxomycetes/Periconia

SPENCER COUNTY
F22 PG146

Lab Number Analysis Completed	Sample Number - Sample Site	Test Code Sample Type	Volume Air Sampled (m3)	Debris Rating	Analytical Sensitivity	Total spores/m3
-------------------------------------	-----------------------------	--------------------------	-------------------------------	------------------	---------------------------	--------------------

173330 9/15/2016	SCS3 - 1st Floor - Patrol Office Front of Building	F009 Air-O-Cell	0.075	Low	13 spores/m3	600 spores/m3
---------------------	---	--------------------	-------	-----	--------------	------------------

Raw Count	Spore Count/m3	Identification
40	533 spores/m3	Aspergillus/Penicillium-like
3	40 spores/m3	Cladosporium
1	13 spores/m3	Curvularia
1	13 spores/m3	Smuts/Myxomycetes/Periconia

173331 9/15/2016	SCS4 - 1st Floor - Thomas Brummer Office	F009 Air-O-Cell	0.075	Low	13 spores/m3	227 spores/m3
---------------------	--	--------------------	-------	-----	--------------	------------------

Raw Count	Spore Count/m3	Identification
8	107 spores/m3	Aspergillus/Penicillium-like
2	27 spores/m3	Basidiospores
2	27 spores/m3	Cercospora-like
2	27 spores/m3	Smuts/Myxomycetes/Periconia
1	13 spores/m3	Ascospores
1	13 spores/m3	Cladosporium
1	13 spores/m3	Pithomyces/Ulocladium

SPENCER COUNTY
F22 PG147

Lab Number Analysis Completed	Sample Number - Sample Site	Test Code Sample Type	Volume Air Sampled (m3)	Debris Rating	Analytical Sensitivity	Total spores/m3
-------------------------------------	-----------------------------	--------------------------	-------------------------------	------------------	---------------------------	--------------------

173332 9/15/2016	SCS5 - Outdoor	F009 Air-O-Cell	0.075	Low	13 spores/m3	26,000 spores/m3
---------------------	----------------	--------------------	-------	-----	--------------	---------------------

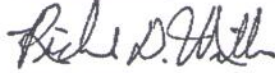
Raw Count	Spore Count/m3	Identification
1,101	14,700 spores/m3	Cladosporium
312	4,160 spores/m3	Aspergillus/Penicillium-like
210	2,800 spores/m3	Cercospora-like
164	2,190 spores/m3	Ascospores
54	720 spores/m3	Basidiospores
33	440 spores/m3	Smuts/Myxomycetes/Periconia
19	253 spores/m3	Pithomyces/Ulocladium
10	133 spores/m3	Alternaria
10	133 spores/m3	Curvularia
10	133 spores/m3	Nigrospora
8	107 spores/m3	Torula
6	80 spores/m3	Fusarium
4	53 spores/m3	Zygosporas
3	40 spores/m3	Pestalotiopsis
2	27 spores/m3	Polythrincium
1	13 spores/m3	Arthrinium
1	13 spores/m3	Bipolaris/Drechslera/Helminthosporium/Exserohilum
1	13 spores/m3	Epicoccum
1	13 spores/m3	Unidentified spores

173333 9/15/2016	SCS6 - Control	F009 Air-O-Cell	N/A	Low	1 spore/cassette	None Detected spores/m3
---------------------	----------------	--------------------	-----	-----	------------------	----------------------------

Raw Count	Spore Count/m3	Identification
	None Detected spores/m3	N/A

Lab Number Analysis Completed	Sample Number - Sample Site	Test Code Sample Type	Volume Air Sampled (m3)	Debris Rating	Analytical Sensitivity	Total spores/m3
-------------------------------------	-----------------------------	--------------------------	-------------------------------	------------------	---------------------------	--------------------

Environmental Safety Technologies, Inc



Richard D. Miles, Ph.D.
Vice President and Director of Laboratory Services


REPORT ENDNOTES:

- 100% of Trace read unless otherwise noted in individual sample comment. Fungal spores are enumerated and identified via direct microscopic examination. While many molds may be identified to genus level based on the distinct morphology of their spores, others have non-distinct spores and cannot be differentiated without culture methods and are collectively grouped (e.g. Aspergillus/Penicillium-like, Ascospores, Basidiospores, Smuts/Myxomycetes/Periconia, etc.).
- Background debris is an indication of the amount of non-biological particulate matter present and is graded Low, Moderate, or High. High background debris may obscure small spores; counts from samples with high background debris should be regarded as minimum counts and may actually be higher than reported.
- Samples acceptable upon receipt unless indicated otherwise; data are not corrected based on results for blank samples; results relate only to items tested. Analytical Sensitivity is defined as the lowest concentration that can be detected by a test method based on the amount or portion of sample analyzed and is reported without rounding. Raw counts are used to calculate test results using all significant figures. Results found at or above the analytical sensitivity are reported to three significant figures; amounts below are listed as None Detected. Due to final rounding and the application of three significant figures, the numerical value reported in the Total Spores/m³ field for a sample may not be equal to the sum of individual spore counts.
- Abbreviations: m3 = cubic meter

Discussion ensued regarding the safety of the employees in the Sheriff Office and the customers who would go into the office to pay their property taxes. Representatives from Environmental Safety Technologies, who did the mold testing stated that anyone with prolonged exposure to the mold and those with weak immunity systems would be the ones with the highest risk of having respiratory problems. They also stated that if employees did have to work in the environment it would be best if the upstairs portion of the building could be completely isolated from the rest. Sheriff Stump informed the Court that if any part of the building was isolated he would have no place to put juveniles, victims etc. He also stated that the juveniles have to be separate from the adults.

Judge Riley brought up the subject of temporarily moving the Sheriff's Office until the problem could be "cleaned up". More discussion ensued regarding where to move the office to. Esq. Bayers suggested that they be moved into the same building as the EMS for now. It would be the easiest and the most cost effective for the County.


- On the motion Esq. Judd, seconded by Esq. Williams with Esq. Williams, Esq. Bayers and Esq. Judd voting "aye" and Judge Riley, Esq. Goodlett and Esq. Rogers voting "nay" the motion to temporarily move the Sheriff's Office to EMS failed.
- On the motion of Esq. Bayers, seconded by Esq. Judd with all members of the Court present voting "aye" it is hereby ordered that Sheriff Stump and Judge Riley meet and come with a solution to be voted on at the next Fiscal Court meeting.
- On the motion of Esq. Bayers, seconded by Esq. Goodlett with all members of Court present voting "aye" it is hereby ordered to adjourn this Special Meeting of the Spencer County Fiscal Court at 3:50pm.



Spencer Co Judge Executive, John Riley

10-3-16

Date Signed



Attest: Laura Fulkerson, Spencer Co Deputy Clerk

10-3-2016

Date Signed